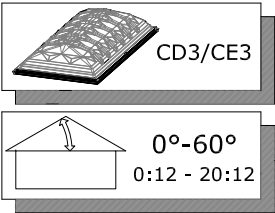
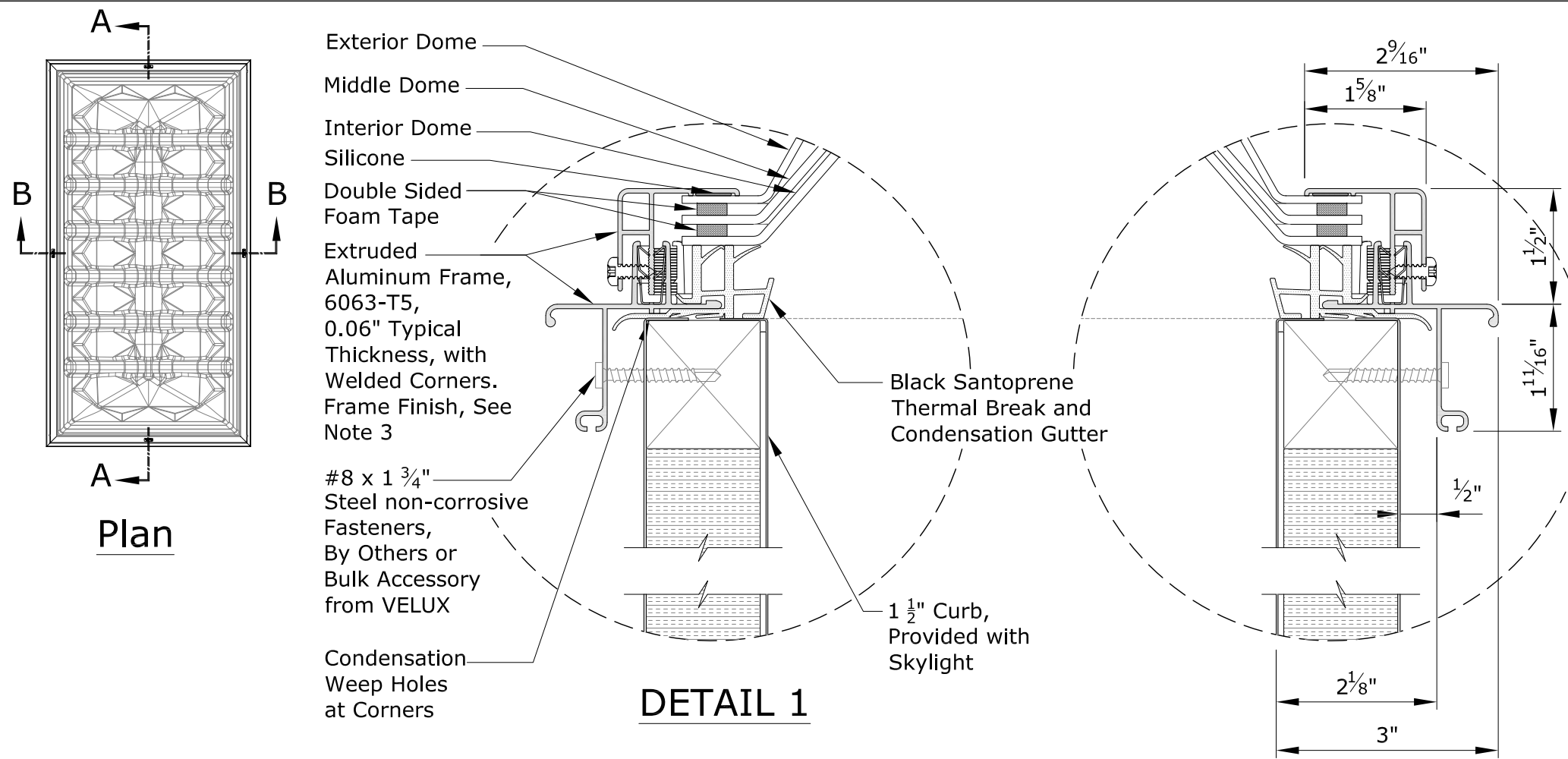
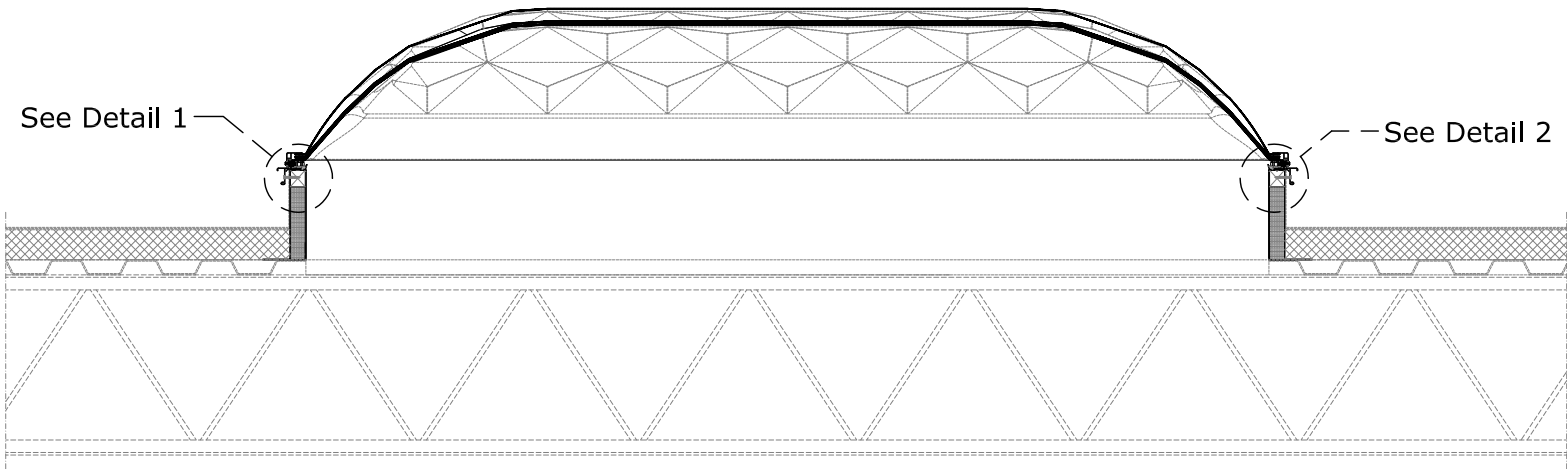


Dynamic Triple Dome skylight

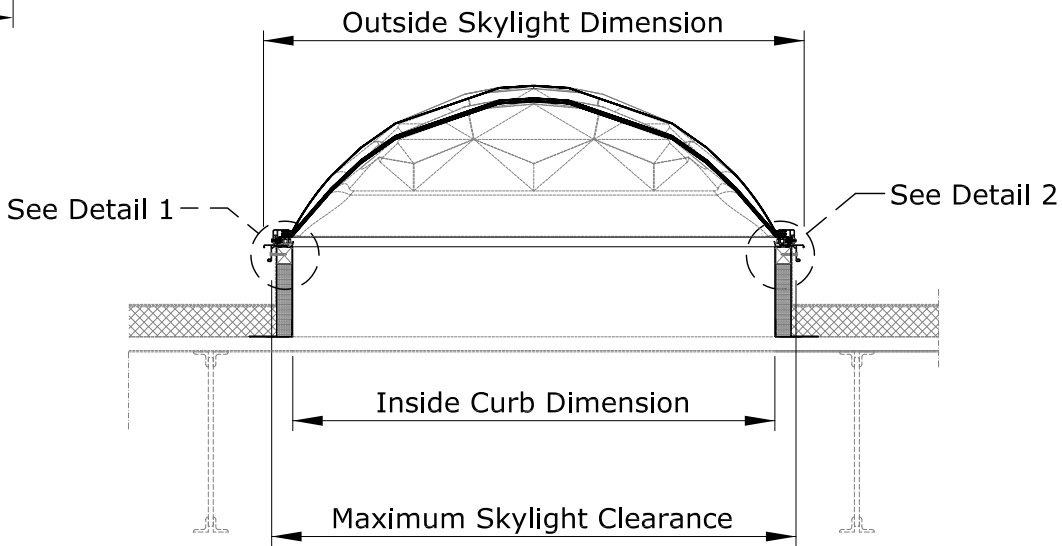


Dome Material	Dome Description and Designation	
LuxGuard 0.118 PC over 0.118 PC over 0.118 PC	Clear Smooth/Clear Smooth/White Prismatic (3P1P1C2) Clear Smooth/Clear Smooth/Clear Prismatic (3P1P1C1)	Max size 5x10
	Clear Smooth/Clear Smooth/White Smooth (3P1P1P2)	Max size 6x10

Size	Inside Curb Dimension	Maximum Skylight Clearance Dimension	Outside Skylight Dimension
2'	24"	28 1/4"	29 7/8"
3'	36"	40 1/4"	41 7/8"
4'	48"	52 1/4"	53 7/8"
5'	60"	64 1/4"	65 7/8"
6'	72"	76 1/4"	77 7/8"
8'	96"	100 1/4"	101 7/8"
10'	120"	124 1/4"	125 7/8"



SECTION A-A



SECTION B-B

GENERAL NOTES

1. This drawing emphasizes the VELUX CD3/CE3 Dynamic Dome Skylight. It illustrates a general arrangement layout (plus recommendations) for a VELUX CD3/CE3 installation in a 0-60 degree roof pitch application. The CD3/CE3 skylight installs directly on site built or prefabricated curbs.
2. The architectural/structural design and specifications for the inclusion of a commercial skylight, such as the VELUX CD3/CE3, in any roofing/ceiling application is determined and provided by others. The design criteria includes, but is not limited to design loads, structural configurations, structural framing member sizes and material, architectural finishes and integration with the roofing/ceiling systems of the building. VELUX recommends compliance by all designers and installers with all local and industry specific building codes and guidelines. VELUX assumes no responsibility or liability in the design, construction and performance of a building structure by others.
3. Model CD3 Frame is mill finish. Model CE3 Frame is powder coated neutral gray.

This drawing is an instrument of service and is provided for informational use only.

© 2016 VELUX GROUP



VELUX  
1418 Evans Pond Road  
Greenwood, SC 29649  
1-800-88-VELUX  
www.VELUXUSA.com

Dynamic Triple Dome Skylight

® VELUX is a registered trademark